
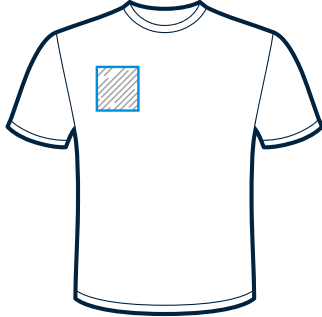


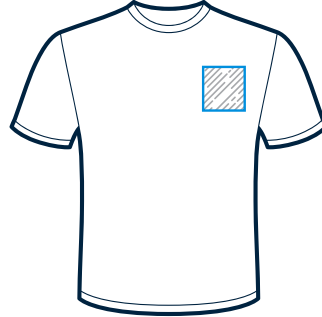
STANDARD PRINT LOCATIONS




FULL FRONT




RIGHT CHEST



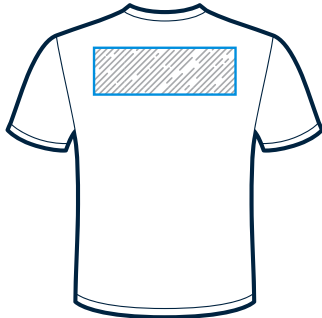
LEFT CHEST



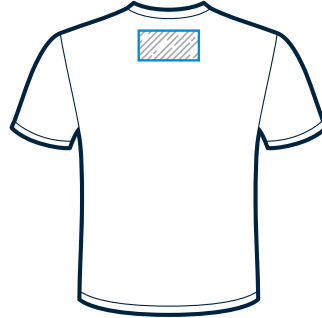
CENTER CHEST




FULL BACK



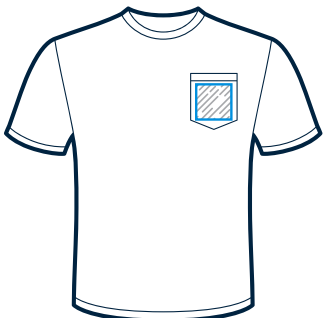
SHOULDERS



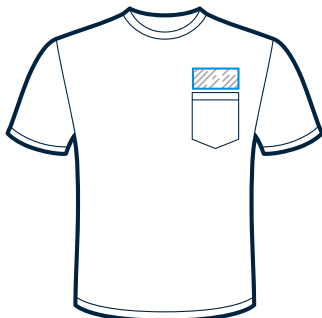
UPPER NAPE



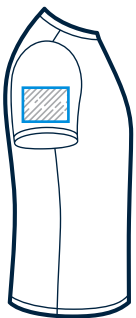
JERSEY BACK



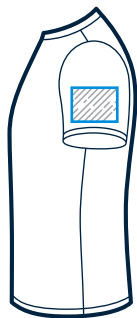
ON POCKET



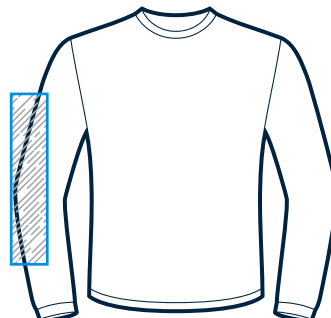
ABOVE POCKET



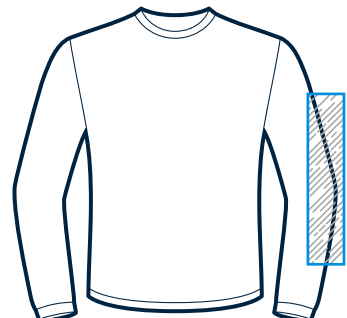
**RIGHT SLEEVE
(SHORT SLEEVE)**



**LEFT SLEEVE
(SHORT SLEEVE)**



**RIGHT SLEEVE
(LONG SLEEVE)**



**LEFT SLEEVE
(LONG SLEEVE)**

STANDARD PRINT SIZES

LOCATION	GARMENT TYPE	STANDARD SIZE (RECOMMENDED)	MAX SIZE	PRINT POSITION (RECOMMENDED)
FULL FRONT	Adult Tee	11" w x 12"h	13.5" w x 15"h	2.5" from collar
	Youth Tee (XS S)	9" w x 11"h	9" w x 12"h	2" from collar
	Youth Tee (M-XL)	10" w x 11.5"h	10" w x 12"h	2" from collar
	Adult Hoodie	10" w x 10"h	10" w x 10"h	2.5" from collar
	Youth Hoodie	9" w x 6.5"h	9" w x 6.5"h	2" from collar
	Toddler Tee	6" w x 8"h	6" w x 8"h	1.5" from collar
	Ladies V-Neck/Scoop	9" w x 10"h	9" w x 10"h	Garment Specific
	Ladies Tank	9" w x 12"h	10" w x 14"h	0.5"- 1" from collar
LEFT CHEST RIGHT CHEST	Adult	3.75" w x 3" h		2.5" from collar
	Youth	3.5" x 3" h		2" from collar
	Ladies V-Neck	3.25" x 3" h		Middle aligned with V
	Ladies Scoop Neck	3.5" x 3" h		Garment Specific
	Toddler Tee	3" x 2.5" h		1.5" from collar
ON POCKET	Pocket Tee	3" w x 3" h		Centered
ABOVE POCKET	Pocket Tee	3.75" w x 2" h		Centered Above
FULL BACK	Adult Tee	12" w x 13.5" h	13.5" x 15" h	3" from collar
	Youth Tee	10.5" w x 12" h	11" w x 14" h	2.5" from collar
	Adult Hoodie	12" w x 13.5" h	13.5" x 15" h	4" from collar
	Youth Hoodie	11" w x 12" h	11" w x 14" h	3" from collar
UPPER NAPE	Adult Tee	4" w x 3" h		1" from collar
	Youth Tee	3" w x 3" h		1" from collar
	Racerback Tank	2" w x 2" h		Centered on Strap
	Toddler Tee	2.5" w x 2.5" h		0.5" from collar
SLEEVE (SHORT)	Adult Tee	3" w x 3" h	3" w x 4" h	0.5" up from seam
	Ladies Tee	3" w x 2.5" h	3" w x 3" h	0.5" up from seam
	Youth Tee	3" x 3" h	3" w x 3" h	0.5" up from seam
SLEEVE (LONG)	Adult	3" w x 13" h	3" w x 15" h	Centered on sleeve
	Youth	2.5" w x 12" h	3" w x 14" h	Centered on sleeve
	Ladies Hoodie (M-XL)	2.5" x 13" h	3" w x 14" h	Centered on sleeve
LEGS (SHORTS & PANTS)	Shorts or Pants	3.5" w x 3" h	Garment Specific	Garment Specific